

**Winlet**  
**Lasius**  
2200

Pat. Pending

**Smallest...but strongest!**

**You can be strong and *small* at the same time!**

The new Winlet Lasius 2200 pick-and carry crane from Winlet has taken its name from the Latin name of a small, but exceptional strong ant, known for carrying a load way beyond its size.

The combination of the ultra-compact design and its impressive 2200 lbs. capacity allows the Lasius to move and carry heavy loads where you need them.



### Endless possibilities - great savings

The compact Winlet Lasius gives traditional cranes and handling solutions a run for their money: Superior performance, flexible, strong and easy to use. Perhaps most importantly, it will take the load off your employees in a safe and efficient manner, being industrial or construction use:

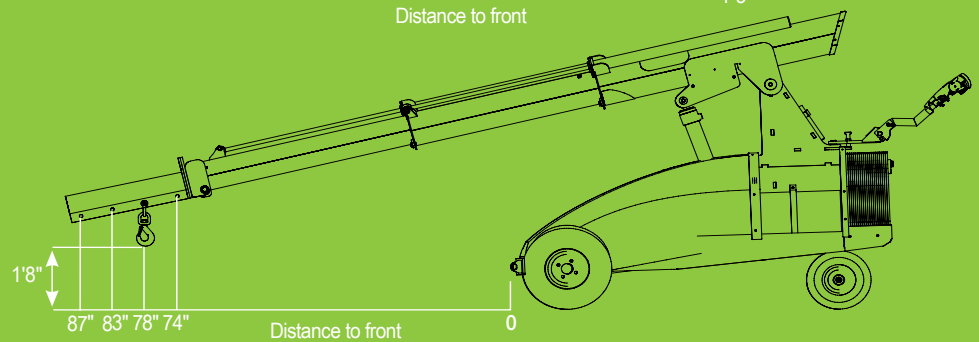
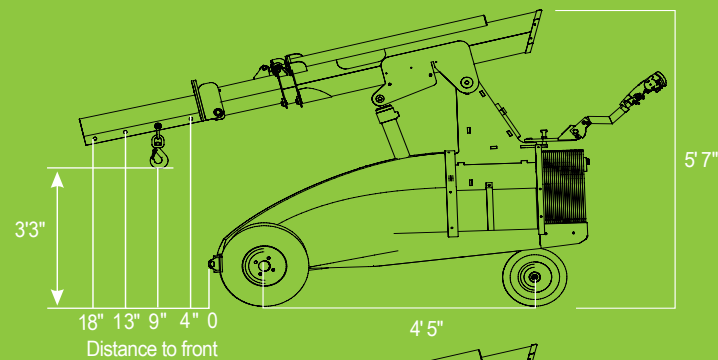

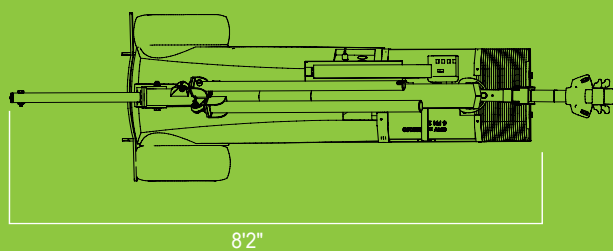
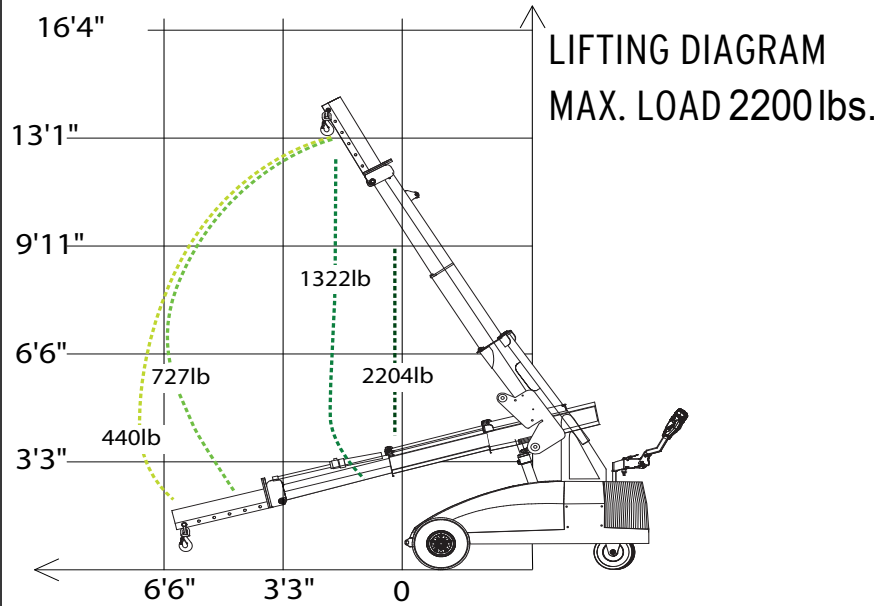
- Erecting steel beams and other building components
- Glass and façade installation
- Repair work
- Loading containers with non-palletized material
- Oil and Gas Industry
- Galleries and Museums
- Stone work
- 50+ other applications

## Smallest, but strongest

The Winlet Lasius 2200 is the ideal tool for both industrial and construction application thanks to its compact design, yet high capacity. It allows it to operate in areas where other pick-and carry cranes simply are too big, too heavy or have too big of a turning radius to perform safely.

The Winlet Lasius 2200 operates with a maximum speed of 2.6 mph which is double the speed of most track-based mini cranes. With no need for outriggers, the Winlet Lasius 2200 can both drive and operate more efficiently.

Last, but not least, thanks to its battery powered operation it can be used indoors or outdoors with no concern about emitting harmful exhaust gases.



We reserve the right to alterations.

## SPECIFICATIONS

EXTERNAL LENGTH	8' 2"
EXTERNAL WIDTH	2'10"
MAX. LIFTING CAPACITY	2204 lb
MAX. LIFTING HEIGHT	13' 1"
TOTAL WEIGHT excl. counterweights	2314 lb
TOTAL WEIGHT incl. counterweights	2921 lb
BATTERIES	2 X 150 AH

## ACCESSORIES



- **TWIN WHEELS** – for extra rough terrain
- **SUPPORT WHEELS** – for extra stability
- **LIFTING SLING** – for lifting the Winlet in crane hook
- **RADIO REMOTE CONTROL**

## Easy to Use



Multifunction control panel in operator friendly design with integrated push buttons and signal lights. Full monitoring of machine capacity limits for increased security.



**ReachMaster**

Toll Free: 866-358-7088

[www.reachmaster.com](http://www.reachmaster.com)

[www.winletusa.com](http://www.winletusa.com)